




JOEWELL PRODUCT GUIDE





# 鋏

岩手製

HANDMADE  
IN  
IWATE  
JAPAN

## THE PROFESSIONAL EDGE

The hairstyle trends - the size of the hand which holds the scissors - the difference in hair characteristics...

Scissors are always challenged by the designs and functions matching the specific needs of customers.

Through our commitment to research and development, JOEWELL TOKOSHA continuously works to create products to meet the needs of our customers.

Our pursuit of quality never ends.

We constantly seek to bring the high level of quality to our products.

The precision of our products is the result of our machine engineering ability coupled with our detailed craftsmanship for essential components.

Our desire is customer satisfaction.

Joewell has more than 200 models sold in total including the standard model for the global market and models for each country. The models are appreciated by hairstylists around the world as the top brand of hairdressing scissors made in Japan.

## Iwate Factory



JOEWELL Factory -Iwate, Japan-

Our pride is our factory equipped with our state of the art equipment which is the largest of its kind dedicated to manufacturing hair cutting scissors in Japan. Our objective to increase customer satisfaction with our new product starts with the review of the design, calculation process, setting standard requirements for our manufacturing line through to our quality control process, all with the goal to provide the best suited, best product for the customer.


## Computer control and Handmade

Our use of computer generated models to control our manufacturing process allows us to refine the blade and combine the faces to minimize precision deviation. The final touch in our manufacturing process to combine the blades is done by hand through experienced and skilled craftsmen.



## Research and Development

Our products are the end results of numerous monitoring of hair stylists, in depth research of their needs coupled with review of the basic elements which led to the creation of the development and research group today. To ensure our customers are satisfied and willing to purchase our products, the Research and Development group reviews the data in an objective and unbiased process to develop an evaluation standard which will meet the most demanding customer requirement in the market.



## Corporate History




Toyosaku Inoue, the founder of the company was born in 1894 in Tanushimaru, Kurume city Fukuoka, Japan.



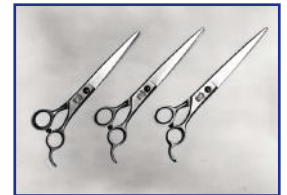
The company was established in 1917 under the name TOKOSHA Company in Tokyo, originally manufacturing medical cutting tools at the time of the start-up.

Manufacturing scissors for barbers was started in 1921. As this year was the year of the Rooster, the company took the Rooster as its trademark, establishing its position as a maker of scissors for barbers.



At the time, Japanese barbers were known to be professionals and paid great attention to the scissors as their primary tool to deliver performance. Our preparation and effort to meet this market requirement was the driving factor which led our company to export our products overseas, and to be considered as one of the top brands of the world.

The JOEWELL brand was established in 1975 as the premium scissor manufacturer to the beauty salons. Through exporting our products overseas, it quickly positioned itself as the number 1 brand in Japan.



# JOEWELL®

The start of our business overseas in countries such as the United-States, Europe and Asia taught us to develop products which were specifically designed to meet individual market needs. With a product line of over 200 models, JOEWELL is a brand loved by hair stylists around the world.



## The Professional Staff



Master Craftman  
Hiroshi KUDARA  
Contemporary Master  
Craftsman award 2011



Scissors' Doctor  
Kenji INOUE  
Doctor of philosophy  
of Engineering



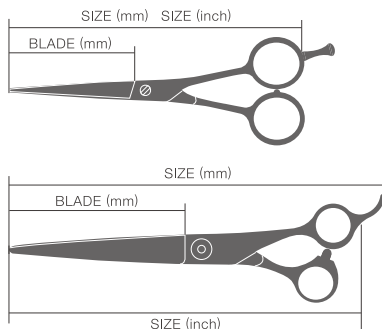
Scissors' Designer  
Yuji SOTOKAWA  
Japan Good Design  
Award 2006 & 2007

# Specification of scissors

JOEWELL delivers products, which better match customer needs for more precise and consistent quality by using a uniform system from design consideration during new product development to standardization and quality control in the manufacturing process.

## 1. Size of scissors

The size of scissors is usually indicated in inches. The short ones are 4.5 inches, and long ones are up to about 7 inches. The indication in inches is not the length of the blade but the length from the blade edge to finger ring. Size is selected depending on the cut techniques, and popular sizes differ between countries and regions. Shorter scissors are more suitable for detailed work, and longer scissors are more suitable for powerful work. Cutting accurately in a straight line is the basic of the blunt cut and, therefore, the 5-inch to 6-inch size is the mainstream. The characteristics of long scissors enable efficient work because more hair can be cut at one time, and a higher flexibility can be achieved depending on the method of use.



### Length of Scissors

4 1/2" (shorter) ~ 7" (longer)

more suitable for detailed work ~ more suitable for powerful work

## 2. Material

### 1) Material for the blade

Material for blade is one of the most important elements in the quality of scissors.

To achieve a better edge and durability, JOEWELL uses the following original blade materials.

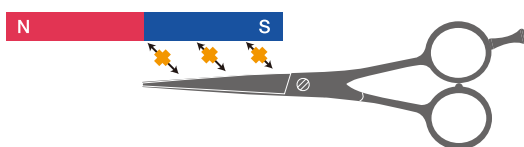
#### a. Supreme Stainless Alloy

Top quality special alloys born through the pursuit of ultra-fine composition. This material was developed from the long-term experience in manufacturing techniques and the accumulation of user comments and is suitable for hairdressing scissors. It has the best edge sharpness and durability.

#### b. Cobalt Base Alloy

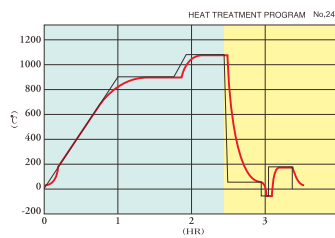
Based on the scarce metal cobalt, it includes chrome, tungsten, and carbon. Cobalt base alloys do not require heat treatment as the material already has hardness, which is suitable for blades. The other characteristics include chemical-resistance and rust-resistance. JOEWELL uses CBA1, which has higher hardness and longer life, and is suitable for dry hair, and CBA12, which has lower hardness and the characteristic of soft cutting.

Compared to cobalt base alloys, stainless has greater hardness but cobalt has higher wear resistance. Therefore, looking at all the elements, a cobalt base alloy has a longer life. Stainless requires heat treatment but cobalt does not. Cobalt is not magnetic; therefore, you can determine whether it is a cobalt base alloy or stainless (stainless including cobalt) by placing a magnet over the blade. Some products claiming to be cobalt are actually stainless. By placing a magnet over the blade, the material can be distinguished from a cobalt base alloy or stainless.



COBALT Base Alloy is not Magnetic!

### c. Latest heat treatment techniques



Heat treatment is applied to stainless blade materials except for cobalt base alloys. A computer-controlled, full automatic vacuum heat treatment method is adopted. It can maximize the quality of the material and achieve consistent heat treatment. JOEWELL

manufactures its products at the highest level of hardness that is practically possible, and the hardness is 15% higher than the general hardness of most of competitors' products. It produces the best edge and durability.

### 2) Material for the handle

JOEWELL is also concerned about the handle material. We use nickel-less (0.6% or less) stainless in most of our products to ensure against metal (nickel) allergies. The countermeasure against nickel allergies is specially demanded in Europe so most of JOEWELL products in Europe are nickel allergy resistant. Also, because of the hard material used, the handle is difficult to be deformed (scissors do not easily go out of tune), and its face is difficult to get scratched. Please see details of nickel contents on Page 19.

## 3. Design of the handle

Please select the most suitable handle shape depending on hand size, experience, and cut techniques.

### 1) Symmetric Handle

The symmetry of the handle design is widely appreciated as the basic style for beauty salons. Symmetric design makes it possible to use both sides of the scissors or to change the way the scissors are held for a greater degree of freedom.



### Design of Handle

Symmetric ~ Offset

Free to use for any haircutting technique ~ Easy to use for the ordinary blunt cut

### 2) Offset Handle

The length of the handle grip differs between still blade and moving blade. Offset handles easily fit the hand so the wrist, elbow, and shoulder do not tire easily when opening or closing the scissors. It is especially easy and popular for the ordinary blunt cut. Another name for this is the ergonomic handle. Various angles and designs are available in offset types so please select according to your preference.

### 3) The size of the finger hole

Regular and Small sizes are available. A finger ring can be attached to reduce the size of the finger hole. Please select the size according to your finger size and fitness.



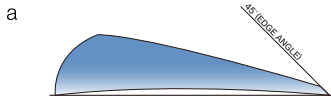
## 4. Blade shape

### 1) Blade setting

The convex blade is sharp for softer cutting while the flat (single bevel blade) is superior for lightweight durability because the whole blade can be designed flat. Tokosha scissors are available in four blade shapes.

#### a. The Standard JOEWELL Blade Flat Single Bevel Blade

This is the most popular, easy to use, and JOEWELL world standard original blade. Because this is a flat blade and the blade body is light, a liting cut is possible. Other characteristics include a flat face that fits the hair and comb face.



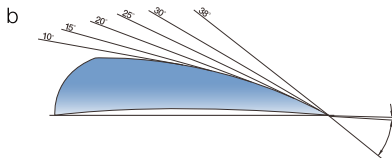
#### b. Convex Blade

##### Convex Pro Blade

In pursuit of sharp, smooth cutting, this has the sharpest blade angle and setting. Final finishing is manually done by craftsman to achieve an artistic cutting. Because the cross section of the blade shape is large, it is powerful. Because the point of the blade is smaller than a hair, hairs will not fly about.

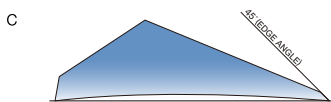
##### Convex Shape Blade

The Convex Shape Blade was developed by implementing the latest technology on top of the advantage of the convex blade. It maintains soft, sharp cutting and is suitable for anyone.



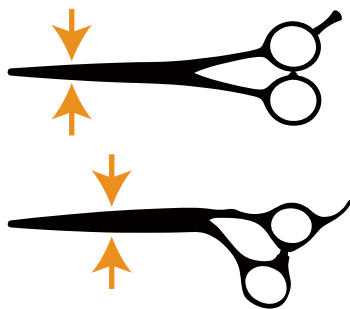
#### c. Sword Shape Blade

This type is a sword shape. The power is delivered to the point of the blade with this design.



### 2) Width of blade

Various blade widths are available. With the wider blade, it is more powerful for cutting hair, and the cut is light. Those with a thin blade point are suitable for detailed work.




**Width of Blade**  
Thinner ~ Wider

goods for detailed work ~ more powerful for cutting hair

### 3) Blade lines

Various blade lines are available from straight to curved. Generally, the straighter blade is called a straight blade, the ordinary one is called a willow blade, and the curved one is called a bamboo leaf blade. JOEWELL designs blade lines according to the characteristic of each item. The straighter the blade, the easier it is to hold hair for cutting without having the hair slide. The bigger the curve, the greater the amount of hair that will slide when cutting for a smooth, soft cut. The bamboo leaf blade type, which has the biggest curve, is suitable for slide cuts and slicing.



#### Blade Lines



## 5. Screw on the scissors

Flat screws will not hinder cutting because it has no bulge. Adjustable screws can easily be adjusted to suit your preference.

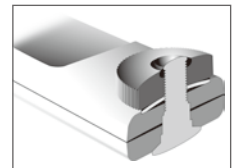
### 1) Precision Flat Screw

This is an ultra-precise NC manufacturing screw with little looseness. Because this screw is flat, it does not hinder the comb when cutting and can be adjusted with a coin (with 1.7 mm or less thickness).




### 2) Thin Adjustable Screw

The fine screw thread in the 0.35mm size makes fine tuning possible, and the locking and tension functions prevent loosening. By embedding a part of the screw, a more compact design was achieved.



### 3) Dry Bearing Screw System

The dry bearing screw system is applied at the screw part to pursue smooth opening/closing operation. The solid lubricated pivot point contact and the dry bearing are made of resin. The features are light, smooth opening/closing operation, maintenance free, lightweight, and thin body.



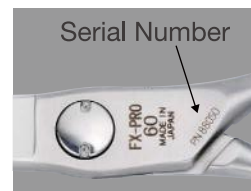
## 6. Removable Finger Rest

This is finger rest with washer, which does not easily come off, is removable and easy to use. Fitness to fingers was taken into consideration in the design.



## 7. Serial Number

Each product has unique serial number, which is utilized for quality control and after-sales service management.



## JOEWELL SUPREME

JOEWELL SUPREME applies symmetric & offset design and a hard titanium coating in consideration of comfortable operation. Based on field proven data, we have thoroughly pursued sharp cutting quality and durability, which are the basic performances of scissors.

With the combination of the cobalt base alloy CBA-1, the sword blade & the convex blade, and the dry bearing screw system, we have materialized superior durability that is<sup>(1)</sup> more than 2.5 times longer than ordinary scissors and outstanding cutting quality with sharpness, smoothness, and powerfulness.

Technologies that have been accumulated by Joewell for 95 years are integrated into JOEWELL SUPREME.



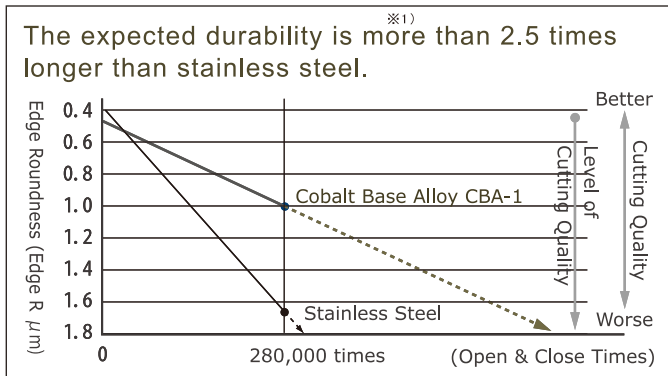
## COBALT BASE ALLOY CBA-1

The cobalt base alloy CBA-1, of which more than 2.5 times<sup>※1)</sup> durability has been proven, is applied for the blade material. Since its cobalt containing ratio is about 50%, it is very hard and has superior wear resistance.

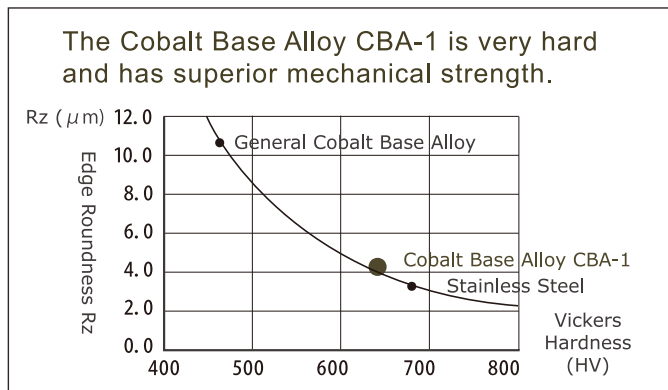
### ■ Chemical composition of Cobalt Base Alloy CBA-1

|                    |                  |                 |                   |
|--------------------|------------------|-----------------|-------------------|
| Cobalt (Co) ≥49.5% | Chrome (Cr) 30%  | Iron (Fe) ≤3%   | Hardness (HV) 637 |
| Nickel (Ni) ≤3%    | Tungsten (W) 12% | Carbon (C) 2.5% |                   |

※2) ■ Change of sharpness (roundness) of edge (experiments with the test machine for examining)



※2) ■ Vickers hardness and change of edge roughness Rz



## HARD TITANIUM COATING

The JOEWELL SUPREME is coated with hard titanium. With this coating, it is not necessary to be conscious of metal allergies.




## JAPAN GOOD DESIGN AWARD



【Supreme SCC5700F & SCC6000F】  
Good Design Award is operated by Japan Industrial Design Promotion Organization

## DRY BEARING SCREW SYSTEM

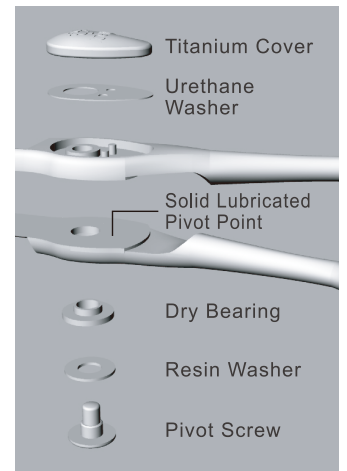
The dry bearing system is applied at the screw part to pursue smooth opening/closing operation. The solid lubricated pivot point contact and the dry bearing are made of resin. The features are light, smooth opening/closing operation, maintenance free, lightweight, and thin body.



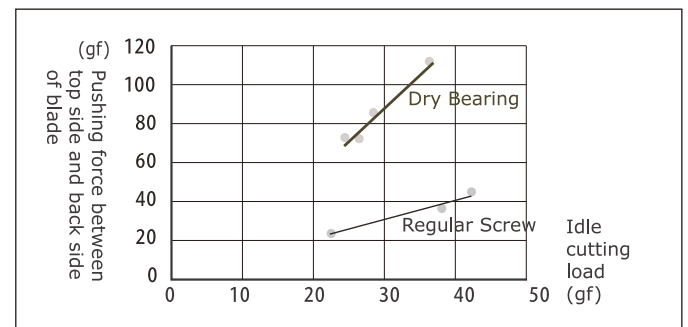
■ To make minute adjustments of the screw, special tools are required (with the dedicated driver tool with a strap).



■ The dry bearing system



※2) ■ Feel of the opening/closing operation (comparison between the dry bearing and the ordinary screw).



The axis of the abscissas indicates the feel when the user opens and closes the scissors (idle cutting load) and the axis of the ordinates indicates the pushing force between the top side and the back side of the blade at the time of opening/closing (pushing forces between blades that are calculated from distortions on the blade). The graph indicates that the dry bearing indicated for the upper has a larger pushing force between blades even with the same feel for opening/closing (idle cutting load). It means that the dry bearing provides a light feel in opening/closing as well as powerful cutting quality.

※1) Durability of Cobalt base alloy is based on the filed proven data. However, it may change depending on cut technique, hair characteristics and other conditions.

※2) Cooperative parties providing various kinds of research data: Iwate Industrial Research Institute/Professor Motomura's office of the Course in Mechanical Engineering of the Department of Science and Engineering, Waseda University

 SUPREME PINK GOLD

**SUPREME SCS-F5250PG**

Size: 5.25" Blade: 49mm Weight: 42.0g  
 Size of Finger Hole: Regular (L)  
 Sword Blade  
 Cobalt Base Alloy CBA-1  
 Dry Bearing Screw System  
 with Silver Decorated Pink Cubic Zirconia Cover  
 Removable Finger Rest with Pink Cubic Zirconia  
 Pink Gold Coating



**SUPREME SCS-F5750PG**

Size: 5.75" Blade: 56mm Weight: 46.0g  
 Size of Finger Hole: Regular (L)  
 Sword Blade  
 Cobalt Base Alloy CBA-1  
 Dry Bearing Screw System  
 with Silver Decorated Pink Cubic Zirconia Cover  
 Removable Finger Rest with Pink Cubic Zirconia  
 Pink Gold Coating



 SUPREME CONVEX

**SUPREME SCC5700F**

Size: 5.7" Blade: 57mm Weight: 49.5g  
 Size of Finger Hole: Small  
 Convex PRO Blade  
 Cobalt Base Alloy CBA-1  
 Dry Bearing Screw System  
 Permanent Finger Rest  
 Hard Titanium Coated Handle



**SUPREME SCC6000F**

Size: 6.0" Blade: 64mm Weight: 52.0g  
 Size of Finger Hole: Small  
 Convex PRO Blade  
 Cobalt Base Alloy CBA-1  
 Dry Bearing Screw System  
 Permanent Finger Rest  
 Hard Titanium Coated Handle





 SUPREME SWORD SYMMETRIC HANDLE

**SUPREME SCS5000**

Size: 5.0" Blade: 49mm Weight: 38.0g  
 Size of Finger Hole: Regular (L)  
 Sword Blade  
 Cobalt Base Alloy CBA-1  
 Dry Bearing Screw System  
 Removable Finger Rest  
 Hard Titanium Coating



**SUPREME SCS5500**

Size: 5.5" Blade: 56mm Weight: 41.5g  
 Size of Finger Hole: Regular (L)  
 Sword Blade  
 Cobalt Base Alloy CBA-1  
 Dry Bearing Screw System  
 Removable Finger Rest  
 Hard Titanium Coating



 SUPREME SWORD OFFSET HANDLE

**SUPREME SCS5250F**

Size: 5.25" Blade: 49mm Weight: 42.0g  
 Size of Finger Hole: Regular (L)  
 Sword Blade  
 Cobalt Base Alloy CBA-1  
 Dry Bearing Screw System  
 Removable Finger Rest  
 Hard Titanium Coating



**SUPREME SCS5750F**

Size: 5.75" Blade: 56mm Weight: 46.0g  
 Size of Finger Hole: Regular (L)  
 Sword Blade  
 Cobalt Base Alloy CBA-1  
 Dry Bearing Screw System  
 Removable Finger Rest  
 Hard Titanium Coating



**BLACK CREST**

The Ergonomic Handle with the Sword Blade & Black Rubber Coated Handle.

**JOEWELL BC50F**

Size: 5.0" Blade: 48mm Weight: 45.0g  
 Size of Finger Hole: Regular (L)  
 Sword Blade,  
 Supreme Stainless Alloy,  
 Dry Bearing Screw System with Silver Screw Cover,  
 Removable Finger Rest  
 Black Titanium & Rubber Coated Handle



BC50F

**JOEWELL BC55F**

Size: 5.5" Blade: 55mm Weight: 48.5g  
 Size of Finger Hole: Regular (L)  
 Sword Blade,  
 Supreme Stainless Alloy,  
 Dry Bearing Screw System with Silver Screw Cover,  
 Removable Finger Rest  
 Black Titanium & Rubber Coated Handle



BC55F

**JOEWELL BC60F**

Size: 6.0" Blade: 64mm Weight: 50.0g  
 Size of Finger Hole: Regular (L)  
 Sword Blade,  
 Supreme Stainless Alloy,  
 Dry Bearing Screw System with Silver Screw Cover,  
 Removable Finger Rest  
 Black Titanium & Rubber Coated Handle



BC40

**JOEWELL BC40**

40-tooth, Cut ratio: 35%  
 Size: 5.9" Blade: 61mm Weight: 50.0g  
 Size of Finger Hole: Regular (L)  
 Supreme Stainless Alloy,  
 Dry Bearing Screw System with Silver Screw Cover,  
 Removable Finger Rest  
 Black Titanium & Rubber Coated Handle


**BLACK TITANIUM & RUBBER COATING**

Titanium and a rubber coating are applied to the handle.  
 The characteristics are a soft touch, which cannot be achieved with metal, and a non-slip surface. Handles are coated with rubber this makes them smooth to the touch. And as there is no nickel in coating; it is ideal for hairdressers that sometimes suffer allergic reactions.



**THE SWORD BLADE**

The Sword blade for proving sharp cutting quality and durability.  
 The blade is finished by an expert to pursue sharp, smooth cutting quality.



Computer analysis (comparison between sword blades and flat blades)

The figure shows the results of computer analysis of deformation of the blade shape when some forces are applied to the blade. When the results for the sword blade shown on the left are compared with the results for the flat blade on the right, the area colored in red at the point of the blade of the flat blade is larger than the other one. The larger area in red indicates that the shape of the blade deformed more with the same forces applied. In other words, it is observed that the sword shape blade is harder to deform and more powerful than a blade with a flat top.

 **CONCAVE COBALT**

The New Designed Concave Blade

**CONCAVE COBALT BR525F**

Black Titanium & Rubber Coating  
 Size: 5.25" Blade: 49mm Weight: 39.0g  
 Size of Finger Hole: Regular (L)  
 Concave Blade  
 x The standard JOEWELL blade  
 Cobalt Base Alloy CBA-12  
 x Supreme Stainless Alloy  
 Flat Adjustable Screw  
 Removable Finger Rest



**CONCAVE COBALT BR575F**

Black Titanium & Rubber Coating  
 Size: 5.75" Blade: 59mm Weight: 41.5g  
 Size of Finger Hole: Regular (L)  
 Concave Blade  
 x The standard JOEWELL blade  
 Cobalt Base Alloy CBA-12  
 x Supreme Stainless Alloy  
 Flat Adjustable Screw  
 Removable Finger Rest



**CONCAVE COBALT CC525F**

Size: 5.25" Blade: 49mm Weight: 39.0g  
 Size of Finger Hole: Regular (L)  
 Concave Blade x The standard JOEWELL blade  
 Cobalt Base Alloy CBA-12 x Supreme Stainless Alloy  
 Flat Adjustable Screw  
 Removable Finger Rest



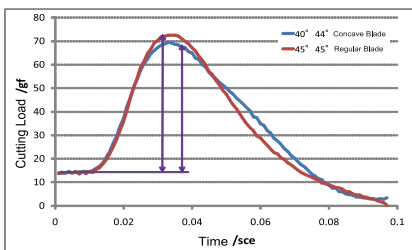

**CONCAVE COBALT CC575F**

Size: 5.75" Blade: 59mm Weight: 41.5g  
 Size of Finger Hole: Regular (L)  
 Concave Blade x The standard JOEWELL blade  
 Cobalt Base Alloy CBA-12 x Supreme Stainless Alloy  
 Flat Adjustable Screw  
 Removable Finger Rest



**THE CONCAVE BLADE**

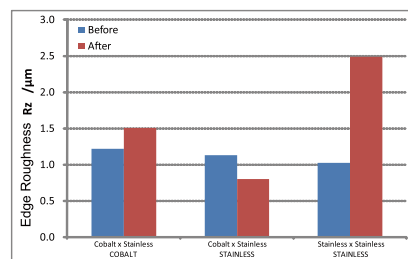
The new Concave shape blade with a keen edge achieves a sharp cutting performance.



The new Concave Cobalt scissors will cut hair very well with less effort, because the cutting load is lower than existing scissors.

**COBALT BASE ALLOY CBA-12 X SUPREME STAINLESS ALLOY**

A combination of Cobalt Base Alloy CBA-12 and Stainless Alloy creates the long-lasting blade.



By using the blade material which differs to the inside (moving blade = Stainless Alloy) and outside (still blade = Cobalt Base Alloy CBA-12), the edge will not nick so easily.

**FLAT ADJUSTABLE SCREW**

A special tool to make minute adjustment of screw comes with scissors.





### COBALT 5

Size: 5.0" Blade: 51mm Weight: 32.0g  
 Size of Finger Hole: Regular (L)  
 The standard JOEWELL blade,  
 Cobalt Base Alloy CBA-1,  
 Precision Flat Screw,  
 Removable Finger Rest,  
 Black Coating



### COBALT BASE ALLOY CBA-1

The cobalt base alloy CBA-1, of which more than 2.5 times\* durability has been proven, is applied for the blade material. Since its cobalt containing ratio is about 50%, it is very hard and has superior wear resistance.

■ Chemical composition of Cobalt Base Alloy CBA-1

|                           |                  |                      |                     |
|---------------------------|------------------|----------------------|---------------------|
| Cobalt (Co) $\geq 49.5\%$ | Chrome (Cr) 30%  | Iron (Fe) $\leq 3\%$ | Hardness(HV)<br>637 |
| Nickel (Ni) $\leq 3\%$    | Tungsten (W) 12% | Carbon (C) 2.5%      |                     |

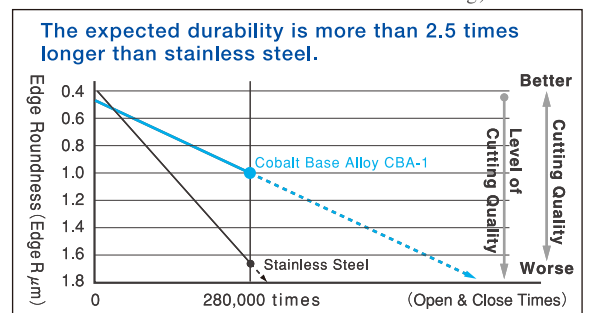
\*Durability of Cobalt base alloy is based on the filed-proven data. However, it may change depending on cut technique, hair characteristics and other conditions.

Cooperative parties providing various kinds of research data:

Iwate Industrial Research Institute

Professor Motomura's office of the Course in Mechanical Engineering of the Department of Science and Engineering, Waseda University.

■ Change of sharpness (roundness) of edge (experiments with the test machine for examining)



 **BLACK COBALT**

Black Cobalt favored by top artists around the world. Lifting design and tough material (cobalt). Best suited for dry cut (tapering). Also for blunt cut, stroke cut and slide cut etc.

**COBALT 4 1/2**

Size: 4.5" Blade: 40mm Weight: 27.5g  
 Size of Finger Hole: Regular (L)  
 The standard JOEWELL blade,  
 Cobalt Base Alloy CBA-1,  
 Precision Flat Screw,  
 Removable Finger Rest  
 Black Coating



**COBALT 5 1/2**

Size: 5.5" Blade: 53mm Weight: 36.5g  
 Size of Finger Hole: Regular (L)  
 The standard JOEWELL blade,  
 Cobalt Base Alloy CBA-1,  
 Precision Flat Screw,  
 Removable Finger Rest  
 Black Coating



**COBALT 6**

Size: 6.0" Blade: 64mm Weight: 40.5g  
 Size of Finger Hole: Regular (L)  
 The standard JOEWELL blade,  
 Cobalt Base Alloy CBA-1,  
 Precision Flat Screw,  
 Removable Finger Rest  
 Black Coating



**COBALT 5 1/2F (OFFSET)**

Size: 5.5" Blade: 52mm Weight: 34.5g  
 Size of Finger Hole: Small  
 The standard JOEWELL blade,  
 Cobalt Base Alloy CBA-1,  
 Precision Flat Screw,  
 Permanent Finger Rest  
 Black Coating



**COBALT 6F (OFFSET)**

Size: 6.0" Blade: 65mm Weight: 44.0g  
 Size of Finger Hole: Small  
 The standard JOEWELL blade,  
 Cobalt Base Alloy CBA-1,  
 Precision Flat Screw,  
 Permanent Finger Rest  
 Black Coating



 **COBALT**

Amazing long life achieved by Cobalt Base Alloy CBA-1. Best selling around the world since its debut in 1977.

**COBALT 4500**

Size: 4.5" Blade: 40mm Weight: 28.0g  
 Size of Finger Hole: Regular (L)  
 The standard JOEWELL blade,  
 Cobalt Base Alloy CBA-1,  
 Precision Flat Screw,  
 Removable Finger Rest



**COBALT 5000**

Size: 5.0" Blade: 51mm Weight: 32.5g  
 Size of Finger Hole: Regular (L)  
 The standard JOEWELL blade,  
 Cobalt Base Alloy CBA-1,  
 Precision Flat Screw,  
 Removable Finger Rest



**COBALT 5500**

Size: 5.5" Blade: 53mm Weight: 37.0g  
 Size of Finger Hole: Regular (L)  
 The standard JOEWELL blade,  
 Cobalt Base Alloy CBA-1,  
 Precision Flat Screw,  
 Removable Finger Rest



**COBALT 6000**

Size: 6.0" Blade: 64mm Weight: 41.5g  
 Size of Finger Hole: Regular (L)  
 The standard JOEWELL blade,  
 Cobalt Base Alloy CBA-1,  
 Precision Flat Screw,  
 Removable Finger Rest



**COBALT 5500F (OFFSET)**

Size: 5.5" Blade: 52mm Weight: 34.5g  
 Size of Finger Hole: Small  
 The standard JOEWELL blade,  
 Cobalt Base Alloy CBA-1,  
 Precision Flat Screw,  
 Permanent Finger Rest



**FX-PRO** New designed FX 3 dimensional style grip with a twisted finger ring for a natural movement of thumbs, fingers and elbow. New scissors in pursuit of "easy to hold and use". Designed with Well balanced. Designed for powerful and keen cutting.

### JOEWELL FX-PRO 50

Size: 5.0" Blade: 47mm Weight: 42.5g Size of Finger Hole: Regular (L)  
Sword & Flat Blade, Supreme Stainless Alloy,  
Dry Bearing Screw System, Removable Finger Rest



### JOEWELL FX-PRO 55

Size: 5.5" Blade: 54mm Weight: 44.0g Size of Finger Hole: Regular (L)  
Sword & Flat Blade, Supreme Stainless Alloy,  
Dry Bearing Screw System, Removable Finger Rest



### JOEWELL FX-PRO 60

Size: 6.0" Blade: 63mm Weight: 46.5g Size of Finger Hole: Regular (L)  
Sword & Flat Blade, Supreme Stainless Alloy,  
Dry Bearing Screw System, Removable Finger Rest



### JOEWELL FX-PRO 40

40-tooth, Cut Ratio: 35%  
Size: 6.0" Blade: 61mm Weight: 47.8g Size of Finger Hole: Regular (L)  
Sword & Flat Blade, Supreme Stainless Alloy,  
Dry Bearing Screw System, Removable Finger Rest



#### THE SWORD & FLAT BLADE

The back side is Flat blade and the top side is Sword blade. It enables accurate and stable scissors operation because the flat blade face fits the comb face and hair panel.

Sword Blade



Flat Blade



**FX-PRO PINK** **NEW**  
Light Pink Coating



JOEWELL FX-PRO P50 (5.0")

JOEWELL FX-PRO P55 (5.5")

JOEWELL FX-PRO P60 (6.0")

**FX-PRO BT SKULL**

Black Titanium Coating with Skull Screw Cover

JOEWELL FX-PRO  
BT50 SKULL (5.0")

JOEWELL FX-PRO  
BT55 SKULL (5.5")

JOEWELL FX-PRO  
BT60 SKULL (6.0")

BT55 SKULL



**FX-PRO BT SAKURA**

Black Titanium Coating with Sakura Screw Cover  
& Colour Stone

JOEWELL FX-PRO BT50 SAKURA SILVER (5.0")



JOEWELL FX-PRO BT55 SAKURA PINK (5.5")



JOEWELL FX-PRO BT60 SAKURA BLUE (6.0")



**TR**

Blue titanium coating + rubber coating on handle part realized moist feel to achieve excellent feel. Nickel allergy prevented, kind to hands.

**JOEWELL TR525**

Size: 5.25" Blade: 49mm Weight: 38.5g  
 Size of Finger Hole: Regular (L)  
 Convex Shape Blade,  
 Supreme Stainless Alloy,  
 Precision Flat Screw,  
 Removable Finger Rest  
 Blue Titanium & Rubber Coated Handle



**JOEWELL TR575**

Size: 5.75" Blade: 59mm Weight: 41.0g  
 Size of Finger Hole: Regular (L)  
 Convex Shape Blade,  
 Supreme Stainless Alloy,  
 Precision Flat Screw,  
 Removable Finger Rest  
 Blue Titanium & Rubber Coated Handle



**TITANIUM & RUBBER COATED HANDLE**

Titanium and a rubber coating are applied to the handle. The characteristics are a soft touch, which cannot be achieved with metal, and a non-slip surface. Handles are coated with rubber this makes them smooth to the touch. And as there is no nickel in coating; it is ideal for hairdressers that sometimes suffer allergic reactions.

**JOEWELL TR55C**

Size: 5.5" Blade: 56mm Weight: 42.0g  
 Size of Finger Hole: Small  
 Convex Shape Blade,  
 Supreme Stainless Alloy,  
 Thin Adjustable Screw,  
 Removable Finger Rest  
 Blue Titanium & Rubber Coated Handle



**JOEWELL TR60C**

Size: 6.0" Blade: 65mm Weight: 44.5g  
 Size of Finger Hole: Small  
 Convex Shape Blade,  
 Supreme Stainless Alloy,  
 Thin Adjustable Screw,  
 Removable Finger Rest  
 Blue Titanium & Rubber Coated Handle

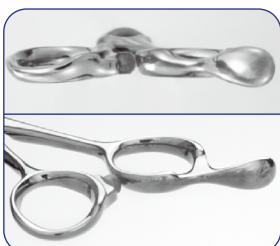


**FZ70** NEW

New Long Scissors with the Ergonomic Semi Offset Handle

**JOEWELL FZ70**

Size: 7.0" Blade: 84mm Weight: 63.0g  
 Size of Finger Hole: Small  
 Convex Shape Blade,  
 Supreme Stainless Alloy,  
 Thin Adjustable Screw,  
 Permanent Finger Rest



The ergonomic design has superior advantages of both symmetry and offset have been designed in consideration of the optimum balance.



**FX**

3D style grip. New scissors in pursuit of "easy to hold and use". Very popular model especially in U.S and Europe since its debut. Designed with a 3 dimensional style grip for a natural movement of thumbs, fingers and elbow. Well balanced. Designed for powerful and keen cutting.

**JOEWELL FX50**

Size: 5.0" Blade: 44mm Weight: 43.0g Size of Finger Hole: Regular (L)  
The Standard JOEWELL Blade, Supreme Stainless Alloy,  
Thin Adjustable Screw, Removable Finger Rest



**JOEWELL FX55**

Size: 5.5" Blade: 55mm Weight: 45.0g Size of Finger Hole: Regular (L)  
The Standard JOEWELL Blade, Supreme Stainless Alloy,  
Thin Adjustable Screw, Removable Finger Rest



**JOEWELL FX60**

Size: 6.0" Blade: 64mm Weight: 47.0g Size of Finger Hole: Regular (L)  
The Standard JOEWELL Blade, Supreme Stainless Alloy,  
Thin Adjustable Screw, Removable Finger Rest



**SZ NEW**

New Designed Semi Offset Handle for a Natural Operation



**JOEWELL SZ575**

Size: 5.75" Blade: 59mm Weight: 52.5g  
Size of Finger Hole: Regular (L)  
Convex Shape Blade,  
Stainless Alloy,  
Dry Bearing Screw,  
Removable Finger Rest



**JOEWELL SZ525**

Size: 5.25" Blade: 49mm Weight: 48.5g  
Size of Finger Hole: Regular (L)  
Convex Shape Blade,  
Stainless Alloy,  
Dry Bearing Screw,  
Removable Finger Rest



**DRY BEARING SCREW**



The dry bearing screw system is applied at the screw part to pursue smooth opening/closing operation. The solid lubricated pivot point contact and the dry bearing are made of resin.

**C-ONE**

JOEWELL's offset handle standard type. Its design prevents fatigue on hand and elbow, and enables soft feel.

**JOEWELL C-ONE 50**

Size: 5.0" Blade: 50mm Weight: 39.5g Size of Finger Hole: Regular (L)  
The Standard JOEWELL Blade, Supreme Stainless Alloy,  
Precision Flat Screw, Removable Finger Rest



**JOEWELL C-ONE 55**

Size: 5.5" Blade: 54mm Weight: 43.0g Size of Finger Hole: Regular (L)  
The Standard JOEWELL Blade, Supreme Stainless Alloy,  
Precision Flat Screw, Removable Finger Rest



**JOEWELL C-ONE 60**

Size: 6.0" Blade: 63mm Weight: 46.5g Size of Finger Hole: Regular (L)  
The Standard JOEWELL Blade, Supreme Stainless Alloy,  
Precision Flat Screw, Removable Finger Rest



 **CLASSIC PRO**

Light weight and smooth action. Special pointed tips –Ideal for precision cutting  
Blast process is done on handle part that a hand does not get sticky.

**JOEWELL CLASSIC PRO 450**

Size: 4.5" Blade: 43mm Weight: 23.0g  
Size of Finger Hole: Regular (L)  
Convex Shape Blade,  
Supreme Stainless Alloy,  
Precision Flat Screw,  
Removable Finger Rest



**JOEWELL CLASSIC PRO 500**

Size: 5.0" Blade: 50mm Weight: 27.5g  
Size of Finger Hole: Regular (L)  
Convex Shape Blade,  
Supreme Stainless Alloy,  
Precision Flat Screw,  
Removable Finger Rest



**JOEWELL CLASSIC PRO 550**

Size: 5.5" Blade: 50mm Weight: 27.5g  
Size of Finger Hole: Regular (L)  
Convex Shape Blade,  
Supreme Stainless Alloy,  
Precision Flat Screw,  
Removable Finger Rest



**JOEWELL CLASSIC PRO 600**

Size: 6.0" Blade: 68mm Weight: 36.5g  
Size of Finger Hole: Regular (L)  
Convex Shape Blade,  
Supreme Stainless Alloy,  
Precision Flat Screw,  
Removable Finger Rest



 CLASSIC

This is the JOEWELL standard model, which made JOEWELL known throughout the world, has been selling around the world for over 35 years. No specific pattern and can be used for blunt cut, stroke cut and slide cut etc.

**JOEWELL 45**

Size: 4.5" Blade: 42mm Weight: 28.0g  
 Size of Finger Hole: Regular (L)  
 The Standard JOEWELL Blade,  
 Supreme Stainless Alloy,  
 Precision Flat Screw,  
 Removable Finger Rest



**JOEWELL 55**

Size: 5.5" Blade: 53mm Weight: 36.5g  
 Size of Finger Hole: Regular (L)  
 The Standard JOEWELL Blade,  
 Supreme Stainless Alloy,  
 Precision Flat Screw,  
 Removable Finger Rest



**JOEWELL 50**

Size: 5.0" Blade: 48mm Weight: 32.0g  
 Size of Finger Hole: Regular (L)  
 The Standard JOEWELL Blade,  
 Supreme Stainless Alloy,  
 Precision Flat Screw,  
 Removable Finger Rest



**JOEWELL 60**

Size: 6.0" Blade: 65mm Weight: 41.0g  
 Size of Finger Hole: Regular (L)  
 The Standard JOEWELL Blade,  
 Supreme Stainless Alloy,  
 Precision Flat Screw,  
 Removable Finger Rest



**JOEWELL 65**

Size: 6.5" Blade: 69mm Weight: 45.5g  
 Size of Finger Hole: Regular (L)  
 The Standard JOEWELL Blade,  
 Supreme Stainless Alloy,  
 Precision Flat Screw,  
 Removable Finger Rest



**JOEWELL 70**

Size: 7.0" Blade: 82mm Weight: 50.0g  
 Size of Finger Hole: Regular (L)  
 The Standard JOEWELL Blade,  
 Supreme Stainless Alloy,  
 Precision Flat Screw,  
 Removable Finger Rest



**C-SERIES** Colour Excellence



**C550R**

**JOEWELL C525R**

Size: 5.25" Blade: 49mm Weight: 41.5g  
 Size of Finger Hole: Medium  
 Convex Shape Blade, Supreme Stainless Alloy,  
 Flat Adjustable Screw, Permanent Finger Rest  
 Colour Coating -Red-

**JOEWELL C550R**

Size: 5.5" Blade: 56mm Weight: 44.5g  
 Size of Finger Hole: Medium  
 Convex Shape Blade, Supreme Stainless Alloy,  
 Flat Adjustable Screw, Permanent Finger Rest  
 Colour Coating -Red-

**JOEWELL C600R**

Size: 6.0" Blade: 65mm Weight: 49.0g  
 Size of Finger Hole: Medium  
 Convex Shape Blade, Supreme Stainless Alloy,  
 Flat Adjustable Screw, Permanent Finger Rest  
 Colour Coating -Red-



**C600W**

**JOEWELL C525W**

Size: 5.25" Blade: 49mm Weight: 41.5g  
 Size of Finger Hole: Medium  
 Convex Shape Blade, Supreme Stainless Alloy,  
 Flat Adjustable Screw, Permanent Finger Rest  
 Colour Coating -White-

**JOEWELL C550W**

Size: 5.5" Blade: 56mm Weight: 44.5g  
 Size of Finger Hole: Medium  
 Convex Shape Blade, Supreme Stainless Alloy,  
 Flat Adjustable Screw, Permanent Finger Rest  
 Colour Coating -White-

**JOEWELL C600W**

Size: 6.0" Blade: 65mm Weight: 49.0g  
 Size of Finger Hole: Medium  
 Convex Shape Blade, Supreme Stainless Alloy,  
 Flat Adjustable Screw, Permanent Finger Rest  
 Colour Coating -White-

**COATING (COLOURS)**

In four vivid colours, White, Red, Blue & Pink.  
 A slip-resistant coating gives comfort and added safety. Colour coating on the scissors is Nickel free, to help prevent metal (nickel) allergies, (Material: Nickel-less handle ,nickel contents: less than 0.6%)

**BLADE:**

**CONVEX SHAPE BLADE**

The Convex shape blade has been developed by implementing the latest manufacturing techniques , but still offers all the benefits of a convex blade. It maintains soft, sharp cutting and is suitable for anyone.

**SUPREME STAINLESS ALLOY**

A mix of top quality special alloys, produced through the pursuit of ultra-fine composition, combine to create Joewell's legendary sharpness and durability.

**SCREW**

Flat Adjustable Screw (\*A special tool to make minute adjustment of screw comes with scissors.)

C-SERIES Colour Excellence



C550B



**JOEWELL C525B**

Size: 5.25" Blade: 49mm Weight: 41.5g  
 Size of Finger Hole: Medium  
 Convex Shape Blade, Supreme Stainless Alloy,  
 Flat Adjustable Screw, Permanent Finger Rest  
 Colour Coating -Blue-

**JOEWELL C550B**

Size: 5.5" Blade: 56mm Weight: 44.5g  
 Size of Finger Hole: Medium  
 Convex Shape Blade, Supreme Stainless Alloy,  
 Flat Adjustable Screw, Permanent Finger Rest  
 Colour Coating -Blue-

**JOEWELL C600B**

Size: 6.0" Blade: 65mm Weight: 49.0g  
 Size of Finger Hole: Medium  
 Convex Shape Blade, Supreme Stainless Alloy,  
 Flat Adjustable Screw, Permanent Finger Rest  
 Colour Coating -Blue-



C600P



**JOEWELL C525P**

Size: 5.25" Blade: 49mm Weight: 41.5g  
 Size of Finger Hole: Medium  
 Convex Shape Blade, Supreme Stainless Alloy,  
 Flat Adjustable Screw, Permanent Finger Rest  
 Colour Coating -Pink-

**JOEWELL C550P**

Size: 5.5" Blade: 56mm Weight: 44.5g  
 Size of Finger Hole: Medium  
 Convex Shape Blade, Supreme Stainless Alloy,  
 Flat Adjustable Screw, Permanent Finger Rest  
 Colour Coating -Pink-

**JOEWELL C600P**

Size: 6.0" Blade: 65mm Weight: 49.0g  
 Size of Finger Hole: Medium  
 Convex Shape Blade, Supreme Stainless Alloy,  
 Flat Adjustable Screw, Permanent Finger Rest  
 Colour Coating -Pink-

**DESIGN**

The straight line of the handle, for the ring finger & the little finger, makes a more natural fit when you hold the scissors. New shaped semi-offset handle is designed to give optimum spacing, between the thumb and ring finger, when closed.



**SPECIAL PACKAGE**

- Joewell Coloured Cutting Comb
- 2 Finger Inserts
- Chamois Cleaning Cloth
- Scissor Oil
- Screw Driver, for the flat adjustable screw
- Tool Case



**CRAFT**

Beautiful and excellent design and balance. Total balance is good, easy to use, powerful and good sharpness.

**CRAFT CR610**

Size: 6.1" Blade: 65mm Weight: 60.5g  
 Size of Finger Hole: Small  
 KATANA Blade,  
 Supreme Stainless Alloy,  
 Dry Bearing Screw System with Decorated Silver Plate,  
 Permanent Finger Rest



**CRAFT CR630**

Size: 6.3" Blade: 70mm Weight: 63.0g  
 Size of Finger Hole: Small  
 KATANA Blade,  
 Supreme Stainless Alloy,  
 Dry Bearing Screw System with Decorated Silver Plate,  
 Permanent Finger Rest



**POLYHEDRIC GRIP 3-DIMENTIONAL HANDLE**

New Polyhedric Grip 3D Handle assists a comfortable hair cutting & handling scissors.



Polyhedric Grip fits each fingers.



3-Dimensional Handle



Design for Easy combing in the right hand while holding scissors

**DRY BEARING SCREW WITH DECORATED SILVER PLATE**

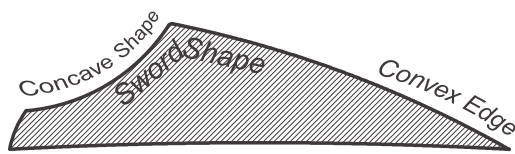
The dry bearing screw is applied to make smooth opening and closing operation. The solid lubricated pivot point contact and the dry bearing are made of resin. Optional Decorated Silver Plate can be changed.



Dry Bearing Screw System

**KATANA BLADE**

Sword Shape Blade, Convex Pro Edge and Concave Shape on back of blades



KATANA Blade

Convex Edge: Create powerful & sharp cutting performance.  
 Sword Shape: Power is delivered to the point of the blade.  
 Concave Shape: Adjust the weight & balance of blades.

**Z-SERIES**

The Ergonomic Handle with the Sword Blade & Black Rubber Coated Handle.

**JOEWELL ZII 55CX**

Size: 5.5" Blade: 57mm Weight: 38.0g  
 Size of Finger Hole: Small  
 Convex Shape Blade,  
 Supreme Stainless Alloy,  
 Thin Adjustable Screw,  
 Permanent Finger Rest



**JOEWELL Z55C**

Size: 5.5" Blade: 57mm Weight: 38.0g  
 Size of Finger Hole: Small  
 The Standard JOEWELL Blade,  
 Supreme Stainless Alloy,  
 Thin Adjustable Screw,  
 Removable Finger Rest



**JOEWELL ZII 60CX**

Size: 6.0" Blade: 66mm Weight: 41.0g  
 Size of Finger Hole: Small  
 Convex Shape Blade,  
 Supreme Stainless Alloy,  
 Thin Adjustable Screw,  
 Permanent Finger Rest



**JOEWELL Z60C**

Size: 6.0" Blade: 66mm Weight: 41.0g  
 Size of Finger Hole: Small  
 The Standard JOEWELL Blade,  
 Supreme Stainless Alloy,  
 Thin Adjustable Screw,  
 Removable Finger Rest



**LEFT HANDED SCISSORS**

Scissors exclusively for left handed.

**[FX 3D STYLE GRIP]**

**JOEWELL FX-L50**

Size: 5.0" Blade: 47mm Weight: 41.5g  
 Size of Finger Hole: Regular (L)  
 The Standard JOEWELL Blade,  
 Supreme Stainless Alloy,  
 Thin Adjustable Screw,  
 Removable Finger Rest



**JOEWELL FX-L55**

Size: 5.5" Blade: 54mm Weight: 44.0g  
 Size of Finger Hole: Regular (L)  
 The Standard JOEWELL Blade,  
 Supreme Stainless Alloy,  
 Thin Adjustable Screw,  
 Removable Finger Rest



**[SYMMETRIC HANDLE]**

**JOEWELL LH50**

Size: 5.0" Blade: 49mm Weight: 34.5g  
 Size of Finger Hole: Regular (L)  
 The Standard JOEWELL Blade,  
 Supreme Stainless Alloy,  
 Precision Flat Screw,  
 Removable Finger Rest



**JOEWELL LH55**

Size: 5.5" Blade: 55mm Weight: 37.0g  
 Size of Finger Hole: Regular (L)  
 The Standard JOEWELL Blade,  
 Supreme Stainless Alloy,  
 Precision Flat Screw,  
 Removable Finger Rest



**JOEWELL LH60**

Size: 6.0" Blade: 64mm Weight: 42.0g  
 Size of Finger Hole: Regular (L)  
 The Standard JOEWELL Blade,  
 Supreme Stainless Alloy,  
 Precision Flat Screw,  
 Removable Finger Rest



**CURVED SCISSORS**

Vertically curved blade and it is easy to insert scissors vertically or diagonally.

**JOEWELL SDB58R**

Size: 5.8" Blade: 60mm Weight: 48.0g  
 Size of Finger Hole: Regular (L)  
 Curved Bamboo Leaf Blade,  
 Supreme Stainless Alloy,  
 Thin Adjustable Screw,  
 Removable Finger Rest



**JOEWELL SDB60R**

Size: 6.1" Blade: 66mm Weight: 66.0g  
 Size of Finger Hole: Regular (L)  
 Curved Bamboo Leaf Blade,  
 Supreme Stainless Alloy,  
 Thin Adjustable Screw,  
 Removable Finger Rest



**CURVED BAMBOO LEAF BLADE**

With Bamboo leaf blade, the greater the amount of hair that will slide when cutting for a smooth. The curved blade makes the slide cutting in concave or convex much easier. Also it is good for point cut (or chop cut), when putting the scissors vertically into the hair bundle, it matches the cutting direction.

**E THINNING**

The handle is symmetric; finger rest can be attached and detached on both sides. Joewell E40 is the best selling model in Europe.

**JOEWELL E30**

30-tooth, Cut ratio: 15%  
 Size: 5.6" Blade: 61mm Weight: 44.0g  
 Size of Finger Hole: Regular (L)  
 Supreme Stainless Alloy, Precision Flat Screw,  
 Removable Finger Rest



**JOEWELL EF40**

40-tooth with flat edge, Cut ratio: 5-10%  
 Size: 5.6" Blade: 61mm Weight: 45.0g  
 Size of Finger Hole: Regular (L)  
 Supreme Stainless Alloy, Precision Flat Screw,  
 Removable Finger Rest



**JOEWELL E40**

40-tooth, Cut ratio: 35%  
 Size: 5.6" Blade: 61mm Weight: 45.0g  
 Size of Finger Hole: Regular (L)  
 Supreme Stainless Alloy,  
 Precision Flat Screw,  
 Removable Finger Rest



**SUPER OIL POLYMER PIVOT POINT**

Special resin and oil are attached to the touch spot so opening and closing are smoother.

**[HXT & HXG]**

**CONVEX THINNING**

Design with the moving blade and still blade for the appropriate weight and the sharpness enables fine, powerful cutting.

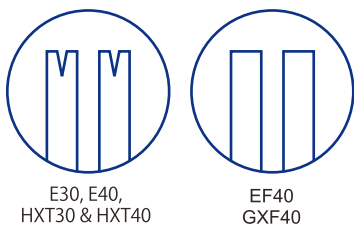

**JOEWELL HXT30**

30-tooth, Cut Ratio about 15%  
 Size: 5.9" Blade: 62mm Weight: 54.5g  
 Size of Finger Hole: Regular (L)  
 Supreme Stainless Alloy  
 Thin Adjustable Screw  
 Removable Finger Rest  
 Super Oil Polymer Pivot Point



**JOEWELL HXT40**

40-tooth, Cut Ratio about 35%  
 Size: 5.9" Blade: 62mm Weight: 55.0g  
 Size of Finger Hole: Regular (L)  
 Supreme Stainless Alloy  
 Thin Adjustable Screw  
 Removable Finger Rest  
 Super Oil Polymer Pivot Point



**JOEWELL GXF40**

40-tooth with flat edge, Cut Ratio 5-10%  
 Size: 5.9" Blade: 61mm Weight: 57.0g  
 Size of Finger Hole: Regular (L)  
 Supreme Stainless Alloy  
 Thin Adjustable Screw  
 Removable Finger Rest





## TEXTURIZING

Thinning for texture adjustment. The root of thinning blade is extended and there is no groove at the top of thinning blade so hair is easily caught, and scissors can be easily pulled even when inserting the scissors vertically or diagonally.

### JOEWELL JGC-24

24-tooth, Cut Ratio: 10-15%  
 Size: 6.3" Blade: 69mm Weight: 57.0g  
 Size of Finger Hole: Small  
 Supreme Stainless Alloy  
 Dry Bearing Screw System  
 Permanent Finger Rest



Easy to create a texture of hair.  
 Texturizing, Reduce volume of hair & Slicing...  
 The best selling texturizing scissors  
 by Joewell!



### JOEWELL HXG20

20-tooth, Cut Ratio about 15-20%  
 Size: 5.9" Blade: 62mm Weight: 54.5g  
 Size of Finger Hole: Regular (L)  
 Supreme Stainless Alloy  
 Thin Adjustable Screw  
 Removable Finger Rest  
 Super Oil Polymer Pivot Point



WET

DRY

### JOEWELL HXG17

17-tooth, Cut Ratio about 25-30%  
 Size: 5.9" Blade: 62mm Weight: 54.5g  
 Size of Finger Hole: Regular (L)  
 Supreme Stainless Alloy  
 Thin Adjustable Screw  
 Removable Finger Rest  
 Super Oil Polymer Pivot Point



WET

DRY

## 80%-CUT SCISSORS

These scissors can be used as regular haircutting scissors.  
 Blunt cut, Cut with vertically inserted scissors against hair bundle  
 & Scissors over comb... Easy to make a soft finish of any hairstyles.

### JOEWELL JGC-12

12-tooth, Cut Ratio: 80%  
 Size: 6.2" Blade: 67mm Weight 58.5g  
 Size of Finger Hole: Small  
 Supreme Stainless Alloy  
 Dry Bearing Screw System  
 Permanent Finger Rest




### JOEWELL HXG14

14-tooth, Cut Ratio 40-50%  
 Size: 5.9" Blade: 62mm Weight: 55.5g  
 Size of Finger Hole: Regular (L)  
 Supreme Stainless Alloy  
 Thin Adjustable Screw  
 Removable Finger Rest  
 Super Oil Polymer Pivot Point



WET

DRY



Hair easily comes off as the root of  
 combing blade is extended.

JGC24, JGC12  
 HXG20, HXG17  
 & HXG14

\*Cut ratio depends on cut technique,  
 hair characteristics, and hair conditions.

| Page                  | Series                | Item                       | Size   | Material                   | Blade           | Finger          | Screw                            | Material & Coating            | Page                             |
|-----------------------|-----------------------|----------------------------|--|----------------------------|-----------------|-----------------|----------------------------------|-------------------------------|----------------------------------|
| P08<br>I<br>P09       | Supreme               | Supreme SCS-5250PG         | 5.25   | Cobalt Base Alloy<br>CBA1  | Sword           | Regular         | Dry Bearing System               | Pink Gold + *Nickel-less      | P08<br>I<br>P09                  |
|                       |                       | Supreme SCS-5750PG         | 5.75   |                            | Convex PRO      |                 |                                  |                               |                                  |
|                       |                       | Supreme SCC5700F           | 5.7  |                            |                 |                 |                                  | Sword                         |                                  |
|                       |                       | Supreme SCC6000F           | 6.0  |                            |                 |                 |                                  |                               |                                  |
|                       |                       | Supreme SCS5000            | 5.0  |                            |                 |                 |                                  |                               |                                  |
|                       |                       | Supreme SCS5500            | 5.5  |                            |                 |                 |                                  |                               |                                  |
|                       |                       | Supreme SCS5250F           | 5.25   |                            |                 |                 |                                  |                               |                                  |
| Supreme SCS5750F      | 5.75                  |                            |  |                            |                 |                 |                                  |                               |                                  |
| P10<br>I<br>P11       | Black<br>Crest        | Joewell BC50F              | 5.0  | Supreme<br>Stainless Alloy | Sword           | Regular         | Dry Bearing System               | Titanium & Rubber             | P10<br>I<br>P11                  |
|                       |                       | Joewell BC55F              | 5.5  |                            | Thinning        |                 |                                  |                               |                                  |
|                       |                       | Joewell BC60F              | 6.0  |                            |                 |                 |                                  |                               |                                  |
|                       | Joewell BC40          | 40T                        | Cobalt<br>Base Alloy CBA12<br>+ Supreme<br>Stainless Alloy | Concave                    | Flat Adjustable |                 | Titanium & Rubber + *Nickel-less |                               |                                  |
|                       | Concave Cobalt BR525F | 5.25                       |  |                            |                 |                 | *Nickel-less                     |                               |                                  |
|                       | Concave Cobalt BR575F | 5.75                       |  |                            |                 |                 |                                  |                               |                                  |
| Concave Cobalt CC525F | 5.27                  | 5.75                       |  |                            |                 |                 |                                  |                               |                                  |
| Concave Cobalt CC575F | 5.75                  |                            |  |                            |                 |                 |                                  |                               |                                  |
| P12<br>I<br>P13       | Cobalt                | Cobalt 4 1/2               | 4.5  | Cobalt Base Alloy<br>CBA1  | Standard        | Regular         | Precision Flat                   | Black + Nickel-less           | P12<br>I<br>P13                  |
|                       |                       | Cobalt 5                   | 5.0  |                            |                 |                 |                                  |                               |                                  |
|                       |                       | Cobalt 5 1/2               | 5.5  |                            |                 |                 |                                  |                               |                                  |
|                       |                       | Cobalt 6                   | 6.0  |                            |                 |                 |                                  |                               |                                  |
|                       |                       | Cobalt 5 1/2F              | 5.5  |                            |                 | Regular         |                                  | *Nickel-less                  |                                  |
|                       |                       | Cobalt 6F                  | 6.0  |                            |                 |                 |                                  |                               |                                  |
|                       |                       | Cobalt 4500                | 4.5  |                            |                 |                 |                                  |                               |                                  |
|                       |                       | Cobalt 5000                | 5.0  |                            |                 |                 |                                  |                               |                                  |
|                       |                       | Cobalt 5500                | 5.5  |                            |                 |                 |                                  |                               |                                  |
|                       |                       | Cobalt 6000                | 6.0  |                            |                 |                 |                                  |                               |                                  |
| Cobalt 5500F          | 5.5                   |                            |  |                            |                 |                 |                                  |                               |                                  |
| P14<br>I<br>P15       | FX-PRO                | Joewell FX-PRO 50          | 5.0  | Supreme<br>Stainless Alloy | Sword & Flat    | Regular         | Dry Bearing System               | *Nickel-less                  | P14<br>I<br>P15                  |
|                       |                       | Joewell FX-PRO 55          | 5.5  |                            |                 |                 |                                  |                               |                                  |
|                       |                       | Joewell FX-PRO 60          | 6.0  |                            | Thinning        |                 |                                  |                               |                                  |
|                       |                       | Joewell FX-PRO 40          | 40T  |                            |                 |                 |                                  |                               |                                  |
|                       |                       | Joewell FX-PRO P50         | 5.0  |                            | Sword & Flat    |                 |                                  | Colour + *Nickel-less         |                                  |
|                       |                       | Joewell FX-PRO P55         | 5.5  |                            |                 |                 |                                  |                               |                                  |
|                       |                       | Joewell FX-PRO P60         | 6.0  |                            |                 |                 |                                  |                               |                                  |
|                       |                       | Joewell FX-PRO BT50 Skull  | 5.0  |                            |                 |                 |                                  | Black Titanium + *Nickel-less |                                  |
|                       |                       | Joewell FX-PRO BT55 Skull  | 5.5  |                            |                 |                 |                                  |                               |                                  |
|                       |                       | Joewell FX-PRO BT60 Skull  | 6.0  |                            |                 |                 |                                  |                               |                                  |
|                       |                       | Joewell FX-PRO BT50 Sakura | 5.0  |                            |                 |                 |                                  |                               |                                  |
|                       |                       | Joewell FX-PRO BT55 Sakura | 5.5  |                            |                 |                 |                                  |                               |                                  |
|                       |                       | Joewell FX-PRO BT60 Sakura | 6.0  |                            |                 |                 |                                  |                               |                                  |
|                       |                       |                            |  |                            |                 |                 |                                  |                               |                                  |
| P16<br>I<br>P17       | TR                    | Joewell TR525              | 5.25   | Supreme<br>Stainless Alloy |                 | Convex Shape    | Regular                          | Precision Flat                | Titanium & Rubber + *Nickel-less |
|                       |                       | Joewell TR575              | 5.75   |                            |                 |                 |                                  |                               |                                  |
|                       |                       | Joewell TR55C              | 5.5  |                            |                 |                 |                                  |                               |                                  |
|                       |                       | Joewell TR60C              | 6.0  |                            |                 |                 |                                  |                               |                                  |
|                       | FZ70                  | Joewell FZ70               | 7.0  |                            | Small           | Thin Adjustable | *Nickel-less                     |                               |                                  |
|                       |                       | Joewell FX50               | 5.0  |                            |                 |                 |                                  |                               |                                  |
|                       | FX                    | Joewell FX55               | 5.5  |                            | Regular         | Precision Flat  |                                  |                               |                                  |
|                       |                       | Joewell FX60               | 6.0  |                            |                 |                 |                                  |                               |                                  |
|                       | C-ONE                 | Joewell C-ONE 50           | 5.0  |                            | Standard        | Dry Bearing     | **Regular                        |                               |                                  |
|                       |                       | Joewell C-ONE 55           | 5.5  |                            |                 |                 |                                  |                               |                                  |
| Joewell C-ONE 60      |                       | 6.0                        |  |                            |                 |                 |                                  |                               |                                  |
| SZ                    | Joewell SZ525         | 5.25                       | Stainless Alloy  |                            |                 |                 |                                  |                               |                                  |
|                       | Joewell SZ575         | 5.75                       |  |                            |                 |                 |                                  |                               |                                  |

| Page            | Series          | Item                   | Size        | Material                   | Blade                 | Finger          | Screw                      | Material & Coating    | Page            |              |
|-----------------|-----------------|------------------------|-------------|----------------------------|-----------------------|-----------------|----------------------------|-----------------------|-----------------|--------------|
| P18<br>I<br>P19 | Classic<br>PRO  | Joewell Classic PRO450 | 4.5         | Supreme<br>Stainless Alloy | Convex Shape          | Regular         | Precision Flat             | *Nickel-less          | P18<br>I<br>P19 |              |
|                 |                 | Joewell Classic PRO500 | 5.0         |                            |                       |                 |                            |                       |                 |              |
|                 |                 | Joewell Classic PRO550 | 5.5         |                            |                       |                 |                            |                       |                 |              |
|                 |                 | Joewell Classic PRO600 | 6.0         |                            |                       |                 |                            |                       |                 |              |
|                 | Classic         | Joewell 45             | 4.5         |                            | Standard              |                 |                            |                       |                 |              |
|                 |                 | Joewell 50             | 5.0         |                            |                       |                 |                            |                       |                 |              |
|                 |                 | Joewell 55             | 5.5         |                            |                       |                 |                            |                       |                 |              |
|                 |                 | Joewell 60             | 6.0         |                            |                       |                 |                            |                       |                 |              |
|                 |                 | Joewell 65             | 6.5         |                            |                       |                 |                            |                       |                 |              |
|                 |                 | Joewell 70             | 7.0         |                            |                       |                 |                            |                       |                 |              |
| P20<br>I<br>P21 | C-series        | Joewell C525R          | 5.25        | Supreme<br>Stainless Alloy | Convex Shape          | Medium          | Flat Adjustable            | Colour + *Nickel-less | P20<br>I<br>P21 |              |
|                 |                 | Joewell C550R          | 5.5         |                            |                       |                 |                            |                       |                 |              |
|                 |                 | Joewell C600R          | 6.0         |                            |                       |                 |                            |                       |                 |              |
|                 |                 | Joewell C525W          | 5.25        |                            |                       |                 |                            |                       |                 |              |
|                 |                 | Joewell C550W          | 5.5         |                            |                       |                 |                            |                       |                 |              |
|                 |                 | Joewell C600W          | 6.0         |                            |                       |                 |                            |                       |                 |              |
|                 |                 | Joewell C525B          | 5.25        |                            |                       |                 |                            |                       |                 |              |
|                 |                 | Joewell C550B          | 5.5         |                            |                       |                 |                            |                       |                 |              |
|                 |                 | Joewell C600B          | 6.0         |                            |                       |                 |                            |                       |                 |              |
|                 |                 | Joewell C525P          | 5.25        |                            |                       |                 |                            |                       |                 |              |
|                 |                 | Joewell C550P          | 5.5         |                            |                       |                 |                            |                       |                 |              |
|                 |                 | Joewell C600P          | 6.0         |                            |                       |                 |                            |                       |                 |              |
| P22<br>I<br>P23 | Craft           | Craft CR610            | 6.1         | Supreme<br>Stainless Alloy | KATANA                | Regular         | Dry Bearing System         | **Regular             | P22<br>I<br>P23 |              |
|                 |                 | Craft CR630            | 6.3         |                            |                       |                 |                            |                       |                 |              |
|                 | Z               | Joewell ZII 55CX       | 5.5         |                            | Convex Shape          |                 |                            |                       |                 |              |
|                 |                 | Joewell ZII 60CX       | 6.0         |                            |                       |                 |                            |                       |                 |              |
|                 |                 | Joewell Z55C           | 5.5         |                            |                       |                 |                            |                       |                 |              |
|                 |                 | Joewell Z60C           | 6.0         |                            |                       |                 |                            |                       |                 |              |
|                 | Left<br>Handed  | Joewell FX-L50         | 5.0         |                            | Standard              |                 | Thin Adjustable            |                       |                 |              |
|                 |                 | Joewell FX-L55         | 5.5         |                            |                       |                 |                            |                       |                 |              |
|                 |                 | Joewell LH50           | 5.0         |                            |                       |                 |                            |                       |                 |              |
|                 |                 | Joewell LH55           | 5.5         |                            |                       |                 |                            |                       |                 |              |
|                 |                 | Joewell LH60           | 6.0         |                            |                       |                 |                            |                       |                 |              |
|                 | Curved          | Joewell SDB58R         | 5.8         |                            | Curved<br>Bamboo Leaf |                 | Thin Adjustable            |                       |                 | *Nickel-less |
|                 |                 | Joewell SDB60R         | 6.0         |                            |                       |                 |                            |                       |                 |              |
|                 | P24<br>I<br>P25 | Thinning               | Joewell E30 |                            | 30T                   |                 | Supreme<br>Stainless Alloy |                       |                 | Thinning     |
| Joewell E40     |                 |                        | 40T         |                            |                       |                 |                            |                       |                 |              |
| Joewell EF40    |                 |                        | 40F         |                            |                       |                 |                            |                       |                 |              |
| Joewell HXT30   |                 |                        | 30T         |                            |                       |                 |                            |                       |                 |              |
| Joewell HXT40   |                 |                        | 40T         |                            |                       |                 |                            |                       |                 |              |
| Joewell GXF40   |                 |                        | 40F         | Small                      | Thin Adjustable       |                 |                            |                       |                 |              |
| Joewell JGC24   |                 |                        | 24G         |                            |                       |                 |                            |                       |                 |              |
| Joewell JGC12   |                 |                        | 12G         |                            |                       |                 |                            |                       |                 |              |
| Joewell HXG20   |                 |                        | 20G         |                            |                       |                 |                            |                       |                 |              |
| Joewell HXG17   |                 |                        | 17G         |                            | Regular               | Thin Adjustable |                            |                       |                 |              |
| Joewell HXG14   | 14G             |                        |             |                            |                       |                 |                            |                       |                 |              |

\* "JOEWELL" and "ジョエル" are trademark of Tokosha Co.,Ltd. \* Specification is subject to change without notice.

**Nickel contents**

Material of Handle: \*Nickel-less = less than 0.6%, \*\*Regular = about 5%  
 Coating (Titanium Coating, Titanium & Rubber Coating, Rubber Coating & Black Coating): less than 0.6%  
 Removable Finger Rest: less than 0.6%



**TOKOSHA CO., LTD.**

6-12-16 Honkomagome, Bunkyo-ku, Tokyo 113-0021 JAPAN Tel. +81-3-3945-4011 Fax. +81-3-3945-4012

**[www.jowell.co.jp](http://www.jowell.co.jp)**